

CMSC201

Computer Science I for Majors

Lecture 21 – Project 3 and Miscellaneous Topics

Last Class We Covered

- Dictionaries
 - Creating
 - Accessing
 - Manipulating
 - Methods
- Hashing
- Dictionaries vs Lists

Any Questions from Last Time?

Today's Objectives

- To understand more about how data is represented inside the computer
 - ASCII values
- To see the benefits of short circuit evaluation
- To discuss details of Project 3
 - Deep copying 2D lists

ASCII Values

ASCII Values

- ASCII is how text is represented in computers
 - Just like binary is how numbers are represented
- In ASCII, every character has a unique, individual numerical code
 - Lowercase and uppercase characters are separate
 - Codes go from 0 to 127
 - Why 127?

ASCII TABLE

Decimal	Hex	Char	Decimal	Hex	Char	Decimal	Hex	Char	Decimal	Hex	Char
0	0	[NULL]	32	20	[SPACE]	64	40	@	96	60	`
1	1	[START OF HEADING]	33	21	!	65	41	A	97	61	a
2	2	[START OF TEXT]	34	22	"	66	42	B	98	62	b
3	3	[END OF TEXT]	35	23	#	67	43	C	99	63	c
4	4	[END OF TRANSMISSION]	36	24	\$	68	44	D	100	64	d
5	5	[ENQUIRY]	37	25	%	69	45	E	101	65	e
6	6	[ACKNOWLEDGE]	38	26	&	70	46	F	102	66	f
7	7	[BELL]	39	27	'	71	47	G	103	67	g
8	8	[BACKSPACE]	40	28	(72	48	H	104	68	h
9	9	[HORIZONTAL TAB]	41	29)	73	49	I	105	69	i
10	A	[LINE FEED]	42	2A	*	74	4A	J	106	6A	j
11	B	[VERTICAL TAB]	43	2B	+	75	4B	K	107	6B	k
12	C	[FORM FEED]	44	2C	,	76	4C	L	108	6C	l
13	D	[CARRIAGE RETURN]	45	2D	-	77	4D	M	109	6D	m
14	E	[SHIFT OUT]	46	2E	.	78	4E	N	110	6E	n
15	F	[SHIFT IN]	47	2F	/	79	4F	O	111	6F	o
16	10	[DATA LINK ESCAPE]	48	30	0	80	50	P	112	70	p
17	11	[DEVICE CONTROL 1]	49	31	1	81	51	Q	113	71	q
18	12	[DEVICE CONTROL 2]	50	32	2	82	52	R	114	72	r
19	13	[DEVICE CONTROL 3]	51	33	3	83	53	S	115	73	s
20	14	[DEVICE CONTROL 4]	52	34	4	84	54	T	116	74	t
21	15	[NEGATIVE ACKNOWLEDGE]	53	35	5	85	55	U	117	75	u
22	16	[SYNCHRONOUS IDLE]	54	36	6	86	56	V	118	76	v
23	17	[ENG OF TRANS. BLOCK]	55	37	7	87	57	W	119	77	w
24	18	[CANCEL]	56	38	8	88	58	X	120	78	x
25	19	[END OF MEDIUM]	57	39	9	89	59	Y	121	79	y
26	1A	[SUBSTITUTE]	58	3A	:	90	5A	Z	122	7A	z
27	1B	[ESCAPE]	59	3B	;	91	5B	[123	7B	{
28	1C	[FILE SEPARATOR]	60	3C	<	92	5C	\	124	7C	
29	1D	[GROUP SEPARATOR]	61	3D	=	93	5D]	125	7D	}
30	1E	[RECORD SEPARATOR]	62	3E	>	94	5E	^	126	7E	~
31	1F	[UNIT SEPARATOR]	63	3F	?	95	5F	_	127	7F	[DEL]

“control”
characters

ASCII TABLE

uppercase
letters

Decimal	Hex	Char
0	0	[NULL]
1	1	[START OF HEADING]
2	2	[START OF TEXT]
3	3	[END OF TEXT]
4	4	[END OF TRANSMISSION]
5	5	[ENQUIRY]
6	6	[ACKNOWLEDGE]
7	7	[BELL]
8	8	[BACKSPACE]
9	9	[HORIZONTAL TAB]
10	A	[LINE FEED]
11	B	[VERTICAL TAB]
12	C	[FORM FEED]
13	D	[CARRIAGE RETURN]
14	E	[SHIFT OUT]
15	F	[SHIFT IN]
16	10	[DATA LINK ESCAPE]
17	11	[DEVICE CONTROL 1]
18	12	[DEVICE CONTROL 2]
19	13	[DEVICE CONTROL 3]
20	14	[DEVICE CONTROL 4]
21	15	[NEGATIVE ACKNOWLEDGE]
22	16	[SYNCHRONOUS IDLE]
23	17	[ENG OF TRANS. BLOCK]
24	18	[CANCEL]
25	19	[END OF MEDIUM]
26	1A	[SUBSTITUTE]
27	1B	[ESCAPE]
28	1C	[FILE SEPARATOR]
29	1D	[GROUP SEPARATOR]
30	1E	[RECORD SEPARATOR]
31	1F	[UNIT SEPARATOR]

Decimal	Hex	Char
32	20	[SPACE]
33	21	!
34	22	"
35	23	#
36	24	\$
37	25	%
38	26	&
39	27	'
40	28	(
41	29)
42	2A	*
43	2B	+
44	2C	,
45	2D	-
46	2E	.
47	2F	/
48	30	0
49	31	1
50	32	2
51	33	3
52	34	4
53	35	5
54	36	6
55	37	7
56	38	8
57	39	9
58	3A	:
59	3B	;
60	3C	<
61	3D	=
62	3E	>
63	3F	?

Decimal	Hex	Char
64	40	@
65	41	A
66	42	B
67	43	C
68	44	D
69	45	E
70	46	F
71	47	G
72	48	H
73	49	I
74	4A	J
75	4B	K
76	4C	L
77	4D	M
78	4E	N
79	4F	O
80	50	P
81	51	Q
82	52	R
83	53	S
84	54	T
85	55	U
86	56	V
87	57	W
88	58	X
89	59	Y
90	5A	Z
91	5B	[
92	5C	\
93	5D]
94	5E	^
95	5F	_

Decimal	Hex	Char
96	60	`
97	61	a
98	62	b
99	63	c
100	64	d
101	65	e
102	66	f
103	67	g
104	68	h
105	69	i
106	6A	j
107	6B	k
108	6C	l
109	6D	m
110	6E	n
111	6F	o
112	70	p
113	71	q
114	72	r
115	73	s
116	74	t
117	75	u
118	76	v
119	77	w
120	78	x
121	79	y
122	7A	z
123	7B	{
124	7C	
125	7D	}
126	7E	~
127	7F	[DEL]

symbols &
numbers

lowercase
letters

Comparing Strings

- The values of the ASCII characters are used when comparing strings together
 - Which can lead to some “weird” results

```
>>> "cat" < "dog"
```

```
True
```

```
>>> "cat" < "Dog"
```

```
False
```

```
>>> "DOG" < "dog"
```

```
True
```



?



More on Comparing Strings

- Gets even more complex when you start adding in numbers and symbols

```
>>> "2" < "one"
```

```
True
```

```
>>> "good?" < "good!"
```

```
False
```

```
>>> "UK" < "U.K."
```

```
False
```

Rules for Comparisons

- To avoid (some) of these issues:
- Always use `.lower()` for comparing strings
- Pay attention to symbols
 - *e.g.*, spaces, hyphens, punctuation, etc.
 - Either remove them, or keep them in mind as part of the order

ASCII Characters to ASCII Values

- We can convert between ASCII characters and their values using `ord()` and `chr()`
- The `ord()` function takes in a single character, and returns its ASCII value
- The `chr()` function takes in an integer, and returns its ASCII character

Using `chr()` and `ord()`

```
>>> chr(65)
```

```
'A'
```

```
>>> chr(65+32)
```

```
'a'
```

```
>>> ord('?')
```

```
63
```

```
>>> ord("d")
```

```
100
```

```
>>> ord("e")
```

```
101
```

“Short Circuit” Evaluation

Review: Complex Expressions

- We can put multiple operators together!

```
bool14 = a and (b or c)
```

- What does Python do first?
 - Computes **(b or c)**
 - Computes **a and** the result

This isn't
strictly true!

Short Circuit Evaluation

- Python tries to be efficient (*i.e.*, lazy), and so it won't do any more work than necessary
 - If the remainder of an expression won't change the outcome, Python doesn't look at it
- This is called “short circuiting”
 - It's a powerful tool, and can simplify the conditionals in your programs

Short Circuit Evaluation – Rules

- For obvious reasons, short circuiting behaves differently for **and** and **or** statements
- “**and**” statements short circuit as soon as an expression evaluates to **False**
- “**or**” statements short circuit as soon as an expression evaluates to **True**

Short Circuiting – **and**

- Notice that in the expression:

bool1 = a and (b or c)

- If **a** is **False**
- The rest of the expression doesn't matter
- Python will realize this, and if **a** is **False** won't bother with the rest of the expression

Short Circuiting – **or**

- Notice that in the expression:

```
bool1 = a or (b or c)
```

- If **a** is **True**
- The rest of the expression doesn't matter
- Python will realize this, and if **a** is **True** won't bother with the rest of the expression

Causing Errors

- This can lead to “new” errors in old code


```
>>> a = True
```

```
>>> # Variables b and c not defined
```

```
>>> a or (b and c)
```

```
True
```

Python stopped at
the “or”, so it never
saw **b** or **c**



```
>>> a = False
```

```
>>> a or (b and c)
```

```
Traceback (most recent call last):
```

```
File "<stdin>", line 1, in <module>
```

```
NameError: name 'b' is not defined
```

Simplifying Conditionals

- Order matters! You can use short circuiting to control what statements are reached
- While checking the validity of input, if the user can also enter a “Q” to quit

```
if num != QUIT and int(num) > MIN_VAL:  
    return num
```

This will only be reached if num is not “Q”, so the cast to int() won’t cause a problem

Project 3

Do Not Cheat on Project 3

- Yes, this project has been given before
 - Yes, in this class
 - Yes, we have all of the old projects to compare it to
- Yes, this project has solutions on the internet
 - Yes, we have copies of all of them
 - Yes, we will go looking for new ones after it's due
- Yes, you could pay someone else to do it
 - Yes, we know of the sites where you can get this done
 - Yes, we will spot “elegant” code that you didn't write

Deep Copying 2D Lists

- Why does this have to happen?
 - The path needs to be deep copied, so that it doesn't have any dead ends or backtracking in it

```
newPath = []  
for i in range(len(path)) :  
    innerCopy = list( path[i] )  
    newPath.append( innerCopy)
```



Daily CS History

- John von Neumann
 - Creator of merge sort
 - We'll learn this soon!
 - Helped develop what is now known as “von Neumann architecture” (not all his work)
 - Created a rigorous framework for quantum mechanics
 - Developed implosion mechanism for nuclear bombs





More Daily CS History

- ENIAC
 - Completed in 1946 at UPenn
 - Decommissioned in 1956
 - Computations were 2,400 times faster than humans
 - Cost \$6.7 million to build
 - Meant to create artillery firing tables for the US Army
 - Also used for studying thermonuclear feasibility



Even More Daily CS History

- ENIAC Programmers
 - Kay McNulty, Betty Jennings, Betty Snyder, Marlyn Meltzer, Fran Bilas, and Ruth Lichterman
 - These women turned abstract ideas into working, bug-free code
 - First program run on ENIAC had a million individual punchcards
 - Programming was seen back then as “easy” work, akin to typing up a handwritten letter 



Announcements

- Project 3 is due on Friday, December 8th
 - Design due on Friday, December 1st
- Survey #3 out on Friday, December 1st
 - Final exam metacognition quiz out on BB same day
- Exam wrappers handed back this week in lab
- Final exam is when?
- Friday, December 15th from 6 to 8 PM

Final Exam Locations

- Find your room ahead of time!
- **ITE Building 102** - Sections 22, 28, 32
- **ITE Building 104** - Sections 2, 3, 4, 5, 6
- **Meyerhoff 030** - Sections 8, 9, 10, 11, 12, 14, 17, 18, 20
- **Performing Arts 132** - Sections 15, 16, 31
- **Sherman 003** - Sections 23, 26, 29, 30
- **Public Policy 105** - Sections 21, 24, 27

Image Sources

- ASCII table (adapted from):
 - <https://commons.wikimedia.org/wiki/File:ASCII-Table-wide.svg>
- Generic kitten:
 - <http://www.publicdomainpictures.net/view-image.php?image=87454>
- Generic puppy:
 - <http://www.publicdomainpictures.net/view-image.php?image=192231>
- John von Neumann:
 - <https://en.wikipedia.org/wiki/File:JohnvonNeumann-LosAlamos.gif>
- ENIAC (adapted from):
 - <https://commons.wikimedia.org/wiki/File:Eniac.jpg>
- ENIAC programmers (adapted from):
 - https://commons.wikimedia.org/wiki/File:Reprogramming_ENIAC.png
- Mad emoji (adapted from):
 - https://commons.wikimedia.org/wiki/File:Twemoji_1f620.svg